

# PD5 Series

Digital Portable Radio



- Analog / Digital Dual Mode Operation for Easy Transition to Digital
- Pseudo Trunk Enhances System Access Without Additional Infrastructure



PD562

PD502



# PD5 Series

The PD5 Series is an open-standard DMR radio capable of providing quality voice communication in a design approved to IP54 and MIL-STD 810 testing. The Hytera-patented pseudo-trunking maximizes channel usage and the long lasting battery life yields approximately 16 hours under a 5-5-90 duty cycle in digital mode. The PD5 Series is the ideal solution for organizations looking for a cost-effective way to migrate to clear digital communication.

## Applications

Hotel



Education

Security

Warehouse

Retail

Events

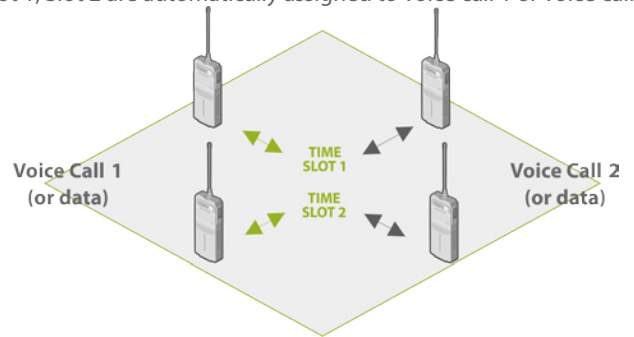


# Product Features

- Smaller, Sleeker, Lighter**  
 The PD502 is 4.53 x 2.13 x 1.06 inches, weighing 9.7oz. The PD562 is 4.53 x 2.13 x 1.18 inches, weighing 9.9oz. The PD5 Series has dual-color injection molding.
- Long Battery Life**  
 In digital mode, the PD5 Series can operate for approximately 16 hours under a duty cycle of 5-5-90.
- Rugged & Reliable**  
 Complies with MIL-STD-810 C/D/E/F/G standards and is IP54 (5: Generally protected against dust; 4: Protected against the effects of light rain or minor water splashes) ensuring outstanding performance.
- Advanced Signaling**  
 Supports multiple advanced analog signaling modes, including HDC1200, 2-Tone and 5-Tone, providing better integration into existing analog radio fleets.
- Secure Communication**  
 Provides basic digital encryption and Scrambler feature in analog mode.
- DMRA Data Service**  
 The data protocol is fully compliant to the DMRA standard.
- One Touch Call/Text**  
 Supports One Touch features that include Preprogrammed Text Messages, Voice Calls and Supplementary Features.
- Supplementary Features (Factory Option)**  
 The PD5 Series can decode radio enable, radio disable, and remoter monitor, as well as Priority Interrupt.
- Dual Mode: Analog & Digital**  
 Dual modes operation allows the programming of both analog to digital migration.

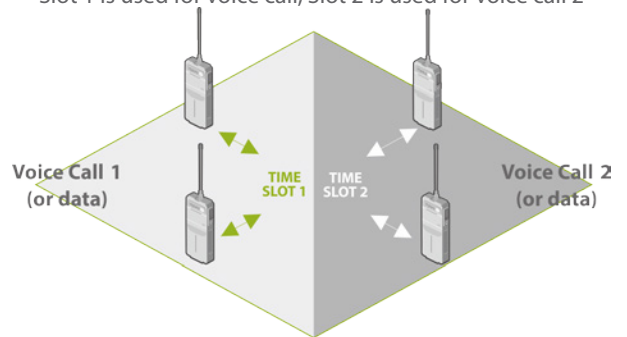
- Pseudo Trunk**  
 This virtual trunking feature allocates a free timeslot for urgent communications. This effectively enhances frequency efficiency and allows you to communicate in a timely manner in emergency situations. See example below.

Slot 1, Slot 2 are automatically assigned to voice call 1 or voice call 2



- DMO True 2-Slot**  
 In direct mode Hytera can provide 2-slot communication, which allows for 2 talk paths on 1 frequency. See example below.

Slot 1 is used for voice call, Slot 2 is used for voice call 2



# Accessories

## Included

- Li-Ion Battery
- MCU Rapid-rate Charger
- Power Adapter
- Antenna
- Belt Clip
- Leather Strap

## Optional



Remote Speaker Microphone (IP55) SM13M1



MCU Multi Unit Charger (for Thick Batteries) MCA08



Programming Cable (USB Port) PC63



Battery 2000mAh (Li-Ion) BL2010

See website for full list

# Specifications

General	Frequency Range	VHF: 136 - 174MHz UHF: 400 - 470MHz	
	Channel Capacity	PD502	32
		PD562	512
	Zone Capacity	PD502	3
		PD562	32
	Channel Spacing	25 / 20 / 12.5KHz	
	Operating Voltage	7.4V	
	Battery	1500mAh (Li-Ion)	
	Battery Life (5/5/90)	Analog	Approx. 11hrs
		Digital	Approx. 16hrs
	Frequency Stability	± 0.5ppm	
	Antenna Impedance	50 Ω	
	Dimensions (HxWxD)	PD502	4.53 x 2.13 x 1.06 inches
		PD562	4.6 x 2.17 x 1.18 inches
	Weight	PD502	9.17oz
PD562		9.9oz	
FCC ID	See website for full list		
Industry Canada ID	See website for full list		

Environmental Specifications	Operating Temperature	-22° F ~ +140° F
	Storage Temperature	-40° F ~ +185° F
	ESD	IEC 61000 - 4 - 2 (level 4) ± 8kV(contact); ± 15kV (air)
	American Military Standard	MIL-STD-810 C/D/E/F/G
	Dust & Water Intrusion	IP54 Standard
	Humidity	Per MIL-STD-810 C/D/E/F/G Standard
	Shock & Vibration	Per MIL-STD-810 C/D/E/F/G Standard

GPS	TTF (Time To First Fix) Cold Start	<1 minute
	TTF (Time To First Fix) Hot Start	<10 seconds
	Horizontal Accuracy	<10 meters

20KHz / 25KHz will not be available on new equipment in the U.S. after January 1<sup>st</sup>, 2011

Hytera reserves the right to change product designs or specifications at any time. If you have any questions regarding the accuracy of this information please contact your local sales representative or Hytera directly.

HYT, Hytera are registered trademarks of Hytera Co., Ltd. © 2013 Hytera Co., Ltd. All rights reserved.



Transmitter	RF Power Output	VHF: High 5W - Low 1W UHF: High 4W - Low: 1W
	FM Modulation (Analog Emissions Designator)	11K φF3E @ 12.5KHz; 14KφF3E @ 20KHz; 16KφF3E @ 25KHz
	4FSK Digital Modulation (Digital Emissions Designator)	12.5KHz Data Only: 7K6φFXD 12.5KHz Data & Voice: 7K6φFXW
	Conducted/Radiated Emission	-36dBm<1GHz -30dBm>1GHz
	Modulation Limiting	± 2.5KHz @ 12.5KHz; ± 4.0KHz @ 20KHz; ± 5.0KHz @ 25KHz
	FM Hum & Noise	40dB @ 12.5KHz; 43dB @ 20KHz; 45dB @ 25KHz
	Adjacent Channel Power	60dB @ 12.5KHz 70dB @ 20/25KHz
	Audio Response	+1 ~ -3dB
	Audio Distortion	≤ 3%
	Digital Vocoder Type	AMBE++ or SELP
Digital Protocol	ETSI-TS102 361-1, 2&3	

Receiver	Sensitivity	Analog	0.22 μ V (12dB SINAD); 0.22 μ V (Typical) (12dB SINAD); 0.4 μ V (20dB SINAD)
		Digital	0.22 μ V/BER5%
	Selectivity TIA-603 ETSI	60dB @ 12.5KHz / 70dB @ 20/25KHz 60dB @ 12.5KHz / 70dB @ 20/25KHz	
	Intermodulation TIA-603 ETSI	70dB @ 12.5/20/25KHz 65dB @ 12.5/20/25KHz	
	Spurious Response Rejection TIA-603 ETSI	70dB @ 12.5/20/25KHz 70dB @ 12.5/20/25KHz	
	S/N	40dB @ 12.5KHz; 43dB @ 20KHz; 45dB @ 25KHz	
	Rated Audio Power Output	0.5W	
	Rated Audio Distortion	≤ 3%	
Audio Response	+1 ~ -3dB		
Conducted Spurious Emission	< -57dBm		

## Your Local Dealer

## Hytera America

Address: 3315 Commerce Parkway  
Miramar, Florida 33025, USA  
Tel: 800-845-1230 Fax: 954-846-1672  
<http://www.hytera.us>

**Hytera**  
Respond & Achieve



EN20140627C